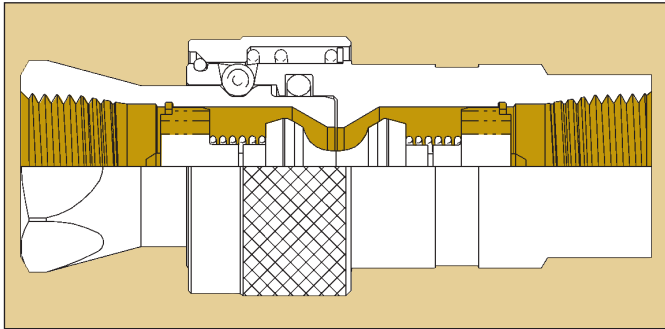


Double Shut-Off for Hydraulic Service

TOMCO Series PC General Purpose Couplers



TOMCO Series PC leak tight hydraulic couplers combine a rugged, time-tested design, with advanced heavy duty valve designs and solid steel bar stock construction throughout. All major load bearing and wear components

are heat treated for rugged service and heavily plated for corrosion resistance. They are ideal for agricultural, construction, forestry, and snow plow applications.

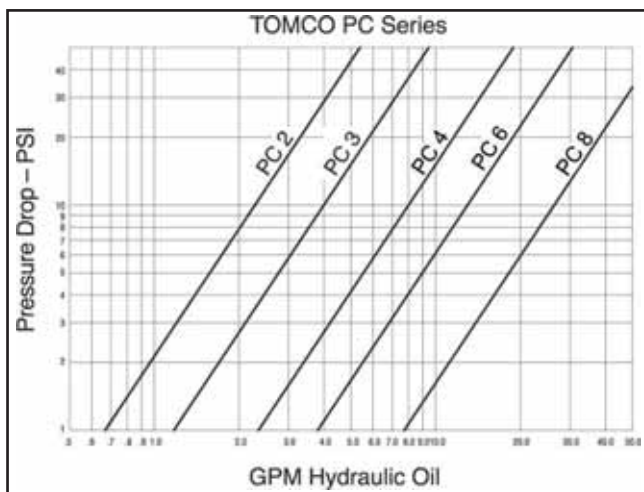
Features

- Heavy duty heat treated poppet valves are standard with rugged, specially-designed seals made of nitrile for long leak-free performance in the toughest applications. No leaky ball checks or valve seal blow-outs with TOMCO Series PC couplers.
- High-strength steel valve guides designed for high flow rates and made extra tough for agricultural and snow plow service.
- Dependable hardened chrome alloy steel locking balls.
- Heat treated plugs and sleeves.

PERFORMANCE SPECIFICATIONS

	PC2	PC3	PC4	PC6	PC8
Rated Operating Pressure	3,000 PSIG	3,000 PSIG	3,000 PSIG	3,500 PSIG	3,000 PSIG
Burst Pressure	12,000 PSIG	12,000 PSIG	12,000 PSIG	14,000 PSIG	12,000 PSIG
Rated Flow	3 GPM	6 GPM	12 GPM	28 GPM	50 GPM
Cv	.68	1.2	2.5	3.8	7.7
Temperature range with seals made of Nitrile		-40° F to +225° F			

FLOW RATE



DUST CAPS AND PLUGS (Plastic)

TOMCO dust caps and plugs prevent contamination of disconnected fluid systems. They prevent the introduction of dirt, grit, and other contaminants through Series PC components.



Size	Dust Cap	Dust Plug
1/4"	PC2DC	PC2DP
3/8"	PC3DC	PC3DP
1/2"	5604DC	5604DP

Continuing manufacturing and engineering advances may cause changes to the data shown.

Series PC

PIONEER 4000 SERIES INTERCHANGE

Double Shut-Off General Purpose Hydraulic Couplers with Hardened Steel Poppets



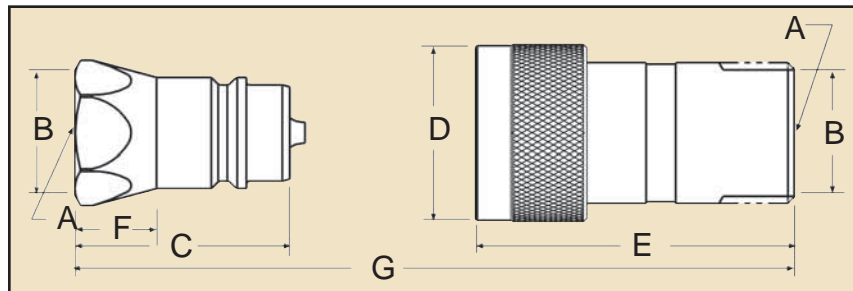
PLUG

COUPLER

SELECTION

Series	Size	Catalog No. Female Thread	Catalog No. Plug	Catalog No. Coupler
PC2	1/4"	1/4" NPTF	P2-16	C2-16
PC3	3/8"	3/8" NPTF	P3-21	C3-21
PC4 ⁽¹⁾	1/2"	3/4"-16 UNF (ORB)	P4-8	C4-8
		7/8"-14 UNF (ORB)	P4-10	C4-10
		1/2" NPTF	P4-26	C4-26
		3/4" NPTF	P4-31	C4-31
PC6	3/4"	3/4" NPTF	P6-31	C6-31
PC8	1"	1" NPTF	P8-36	C8-36

⁽¹⁾ PC4 series conforms with ISO 5675 requirements for agricultural quick couplers.



DIMENSIONS All dimensions are in inches


	Number	A Female Thread	B Across Flats	C Plug Length	D Sleeve Dia.	E Coupler Length	F Flat Length	G Coupled O.A.L.
Plug	P2-16	1/4" NPTF	0.75	1.30	-	-	0.57	2.56
	P3-21	3/8" NPTF	0.88	1.50	-	-	0.63	2.94
	P4-8 (ORB)	3/4"-16 UNF	1.06	1.82	-	-	0.88	3.58
	P4-10 (ORB)	7/8"-14 UNF	1.13	1.82	-	-	0.88	3.58
	P4-26	1/2" NPTF	1.06	1.82	-	-	0.88	3.57
	P4-31	3/4" NPTF	1.38	1.85	-	-	0.93	3.68
	P6-31	3/4" NPTF	1.31	2.34	-	-	0.94	4.17
	P8-36	1" NPTF	1.63	2.50	-	-	0.99	4.74
Coupler	C2-16	1/4" NPTF	0.88	-	1.06	1.99	-	2.56
	C3-21	3/8" NPTF	0.94	-	1.31	2.31	-	2.94
	C4-8 (ORB)	3/4"-16 UNF	1.06	-	1.52	2.70	-	3.58
	C4-10 (ORB)	7/8"-14 UNF	1.25	-	1.52	2.70	-	3.58
	C4-26	1/2" NPTF	1.06	-	1.52	2.70	-	3.57
	C4-31	3/4" NPTF	1.38	-	1.52	2.69	-	3.68
	C6-31	3/4" NPTF	1.38	-	1.83	3.23	-	4.17
	C8-36	1" NPTF	1.63	-	2.18	3.75	-	4.74

Continuing manufacturing and engineering advances may cause changes to the data shown.

TOMCO DOUBLE ACTING SLEEVE

Double acting sleeve fits standard agricultural mounting clamps and permits one handed operation to connect or disconnect. Tomco Series CD sleeves are heat treated and contain chrome alloy steel locking balls for superior durability. Series CD couplers include hardened steel poppet valves with rugged nitrile seals for long leak-free performance and high strength valve guides, made extra tough for agricultural, construction, and forestry service. All major load bearing and wear components are heat treated for long durable service and are heavily plated for superior corrosion resistance. Series CD couplers fit Tomco PC Series (Pioneer style) plugs and are available in 3/8" and 1/2" body sizes.

SERIES CD PIONEER INTERCHANGE



PLUG

COUPLER

SERIES	SIZE	FEMALE THREAD	CATALOG NO. PLUG	CATALOG NO. COUPLER
CD3	3/8"	3/8" NPTF	P3-21	CD3-21
CD4	1/2"	3/4"-16 UNF (ORB) 7/8"-14 UNF (ORB) 1/2" NPTF 3/4" NPTF	P4-8 P4-10 P4-26 P4-31	CD4-26


PERFORMANCE SPECIFICATIONS

RATED OPERATING PRESSURE:	3,000 PSIG
BURST PRESSURE:	12,000 PSIG
RATED FLOW:	12 GPM
TEMPERATURE RANGE:	-40° F TO 225° F

TOMCO COUPLE UNDER PRESSURE

Specially designed double valving permits coupling at full system pressure. Either or both coupler or plug may be pressurized. Valves open automatically when the system is operated. Double acting sleeve fits standard agricultural mounting clamps and bulkheads. Series CU sleeves are heat treated for long durability with chrome alloy steel locking balls. All major load bearing and wear components are heat treated for rugged service and are heavily plated for superior corrosion resistance. Series CU couplers fit Tomco PC4 Series (Pioneer style) plugs.

SERIES CU PIONEER INTERCHANGE



PLUG

COUPLER

SERIES	SIZE	FEMALE THREAD	CATALOG NO. PLUG	CATALOG NO. COUPLER
CU4	1/2"	3/4"-16 UNF (ORB) 7/8"-14 UNF (ORB) 1/2" NPTF 3/4" NPTF	P4-8 P4-10 P4-26 P4-31	CU4-26

PERFORMANCE SPECIFICATIONS

RATED OPERATING PRESSURE:	3,000 PSIG
BURST PRESSURE:	12,000 PSIG
RATED FLOW:	12 GPM
TEMPERATURE RANGE:	-40° F TO 225° F