

# TOMCO Pneumatic "SLIM-FLOW" QUICK-CONNECT

**SERIES 3400 1/4" BASIC SIZE**

**SERIES 3600 3/8" BASIC SIZE**

**SERIES 3800 1/2" BASIC SIZE**

Tomco "SLIM-FLOW" Quick-Connect Fittings are of exceptionally streamlined configuration for use in restricted area line connections found in instrumentation, system control, or chemical processing systems. Applications include pressure-sensing hookups, panelboard connections, portable instrumentation lines, instrument manifolds, etc., where quick-connect or disconnect feature is essential.

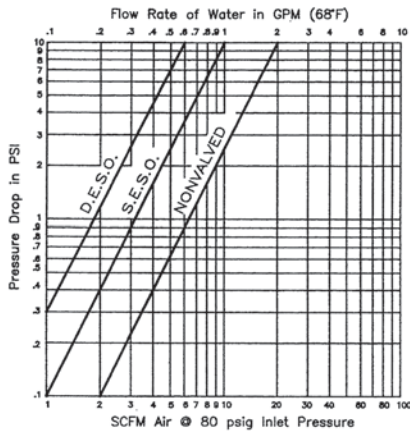
- Simplicity of design
- Available in Brass or 316 Stainless Steel

- Positive roller lock latching mechanism permits 360° swivel action
- One hand required to connect or disconnect
- Viton seals standard. Other materials available. Consult factory
- Smallest possible dimensions with maximum orifice size
- Integral flareless tube port fittings
- Temperature ranges +20°F to 400°F (standard seals)
- Vacuum Data: Connected 29.50 in. Hg  
Disconnected Consult factory

## FLOW AND PRESSURE DROP

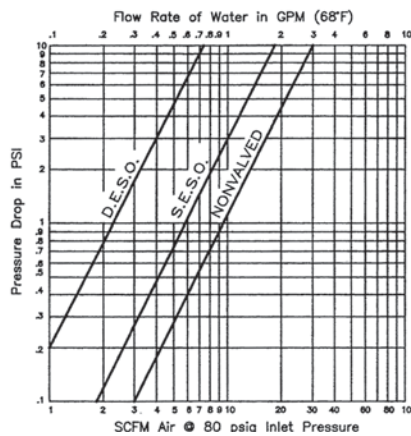
### 3400 SERIES

Max. operating pressure: 500 psig  
Max. connect/disconnect pressure: 250 psig



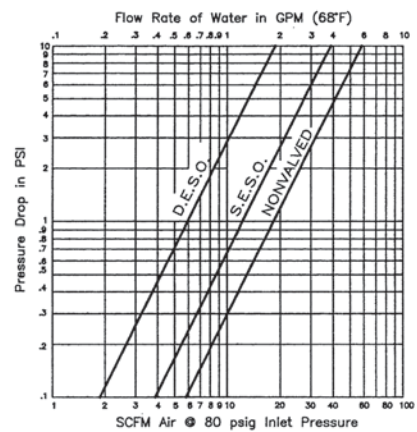
### 3600 SERIES

Max. operating pressure: 300 psig  
Max. connect/disconnect pressure: 150 psig



### 3800 SERIES

Max. operating pressure: 200 psig  
Max. connect/disconnect pressure: 100 psig



### SCFM AIR [80 PSIG INLET PRESSURE]

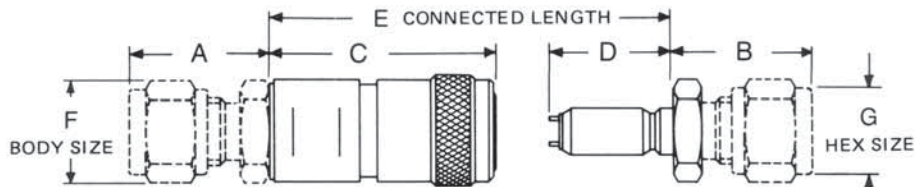
- 1/4 SINGLE END SHUTOFF
- 1/4 DOUBLE END SHUTOFF
- 1/4 NON-VALVED

### SCFM AIR [80 PSIG INLET PRESSURE]

- 3/8 SINGLE END SHUTOFF
- 3/8 DOUBLE END SHUTOFF
- 3/8 NON-VALVED

### SCFM AIR [80 PSIG INLET PRESSURE]

- 1/2 SINGLE END SHUTOFF
- 1/2 DOUBLE END SHUTOFF
- 1/2 NON-VALVED



	FEMALE PIPE THREAD			MALE PIPE THREAD			FLARELESS TUBE FITTING		BULKHEAD FLARELESS TUBE FITTING		AN FLARED TUBE (MS33656)			BULKHEAD AN FLARED TUBE (MS33657)			C	D	E	F	G		
	SIZE	A	B	SIZE	A	B	SIZE	A	B	SIZE	A	B	SIZE	A	B								
SERIES 3400	1/8	.72	.75	1/8	.56	.56	1/8	.87	.63	1/4	1.35	1.23	1/4	.69	.69	1/4	1.06	.88	1.48	.80	1.50	21/32	9/16
	1/4	.78	.91	1/4	.75	.81	1/4	.94	1.13	1/4	1.35	1.23	1/4	.69	.69	1/4	1.06	.88	1.48	.80	1.50	21/32	9/16
SERIES 3600	1/4	.96	.96	1/4	.75	.75	1/4	.94	.94	3/8	1.03	1.03	3/8	1.70	1.70	-	-	-	1.65	.83	1.70	25/32	11/16
	3/8	.96	.96	3/8	.75	.75	3/8	1.03	1.03	3/8	1.03	1.03	3/8	1.70	1.70	-	-	-	1.65	.83	1.70	25/32	11/16
SERIES 3800	3/8	.81	.81	3/8	.81	.81	3/8	1.10	1.10	1/2	1.90	1.90	1/2	1.90	1.90	-	-	-	2.30	1.05	2.37	1	7/8
	1/2	1.00	1.00	1/2	1.00	1.00	1/2	1.10	1.12	1/2	1.90	1.90	1/2	1.90	1.90	-	-	-	2.30	1.05	2.37	1	7/8

NOTE: Valved plug must be used with valved coupler. Valved coupler, however, may also be used with unvalved plug.



PLUG



AUTOMATIC COUPLER

FEMALE THREAD	Catalog No.				Catalog No.			
	VALVED		NON-VALVED		VALVED		NON-VALVED	
	BRASS	316-SST	BRASS	316-SST	BRASS	316-SST	BRASS	316-SST
1/8" NPT	3470R3	3472R3	3460R3	3462R3	3450R3	3452R3	3440R3	3442R3
1/4" NPT	3470R4	3472R4	3460R4	3462R4	3450R4	3452R4	3440R4	3442R4
1/4" NPT	3670R3	3672R3	3660R3	3662R3	3650R3	3652R3	3640R3	3642R3
3/8" NPT	3670R4	3672R4	3660R4	3662R4	3650R4	3652R4	3640R4	3642R4
3/8" NPT	3870R3	3872R3	3860R3	3862R3	3850R3	3852R3	3840R3	3842R3

MALE THREAD	Catalog No.				Catalog No.			
	VALVED		NON-VALVED		VALVED		NON-VALVED	
	BRASS	316-SST	BRASS	316-SST	BRASS	316-SST	BRASS	316-SST
1/8" NPT	3470R1	3472R1	3460R1	3462R1	3450R1	3452R1	3440R1	3442R1
1/4" NPT	3470R2	3472R2	3460R2	3462R2	3450R2	3452R2	3440R2	3442R2
1/4" NPT	3670R1	3672R1	3660R1	3662R1	3650R1	3652R1	3640R1	3642R1
3/8" NPT	3670R2	3672R2	3660R2	3662R2	3650R2	3652R2	3640R2	3642R2
3/8" NPT	3870R1	3872R1	3860R1	3862R1	3850R1	3852R1	3840R1	3842R1
1/2" NPT	3870R2	3872R2	3860R2	3862R2	3850R2	3852R2	3840R2	3842R2

FLARELESS TUBE FITTING	VALVED		NON-VALVED		VALVED		NON-VALVED	
	BRASS	316-SST	BRASS	316-SST	BRASS	316-SST	BRASS	316-SST
	1/8" TUBE	3470R5	3472R5	3460R5	3462R5	3450R5	3452R5	3440R5
1/4" TUBE	3470R6	3472R6	3460R6	3462R6	3450R6	3452R6	3440R6	3442R6
1/4" TUBE	3670R5	3672R5	3660R5	3662R5	3650R5	3652R5	3640R5	3642R5
3/8" TUBE	3670R6	3672R6	3660R6	3662R6	3650R6	3652R6	3640R6	3642R6
3/8" TUBE	3870R4	3872R4	3860R4	3862R4	3850R4		3840R4	
1/2" TUBE	3870R5	3872R5	3860R5	3862R5	3850R5	3852R5	3840R5	3842R5

BULKHEAD FLARELESS TUBE FITTING								
1/4" TUBE	3470R7	3472R7	3460R7	3462R7	3450R7	3452R7	3440R7	3442R7
3/8" TUBE	3670R7	3672R7	3660R7	3662R7	3650R7	3652R7	3640R7	3642R7
1/2" TUBE						3852R6		3842R6

AN FLARED TUBE								
1/4" TUBE		3472R9		3462R9	3450R9	3452R9	3440R9	3442R9

BULKHEAD AN FLARED TUBE								
1/4" TUBE				3462R10			3440R10	

### DUST AND CAP PLUGS

Tomco dust caps and plugs prevent contamination of disconnected fluid systems. They prevent introduction of dirt, grit, and other contaminants into the system through the "Slim-Flow" component.



DUST CAP



DUST PLUG

SIZE	PART NO.	
	BRASS	316-SST
1/4"	3400 CPC	3400 CPC-316
3/8"	3600 CPC	3600 CPC-316

SIZE	PART NO.	
	BRASS	316-SST
1/4"	3400 CPP	3400 CPP-316
3/8"	3600 CPP	3600 CPP-316
1/2"	3800 CPP	3800 CPP-316